
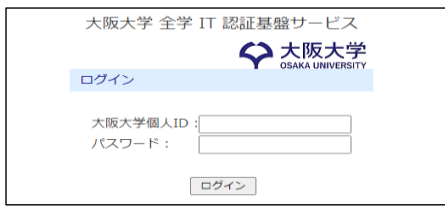
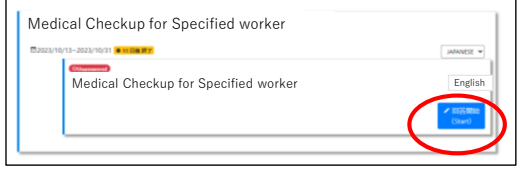
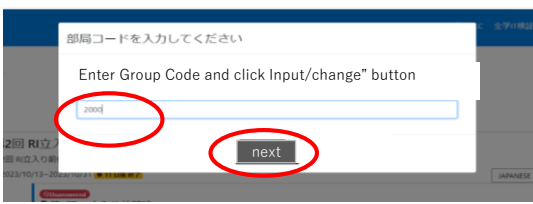





<p>① Click on the "Special work worker health checkup" button at the webpage of Health and Counseling Center.</p> <p>https://hacc.osaka-u.ac.jp/ja/</p> <p>Click on the "Questionnaire answers regarding subjective symptoms" button at the bottom of the webpage.</p>	
<p>② Log in the Osaka University Campus wide IT Authentication Platform with your personal ID and password.</p> <p>※If you have both student ID and staff ID, please use your staff ID.</p>	
<p>③ Click on the "Start" button.</p>	
<p>④ Enter your group code (4 digits) and click on the "next" button.</p>	
<p>⑤ Questions will be displayed. Please answer the questions according to the screen.</p> <p>※If you receive the ERROR message "You are not eligible" after answering the questions on the first page, you are not eligible to take the checkup. Please sign out without answering.</p>	
<p>⑥ After answering all questions, please click the "Send Answer" button.</p>	
<p>⑦ Click on the "Sign out" at the top of the webpage to finish your registration.</p>	

Q & A

Q. I have received two group codes from different departments/faculties. Which code should I use?

A. Please get in contact with both departments/faculties. You can use a single code only.

Q. I have registered a wrong group code.

A. Please restart your registration from ① to update your code.